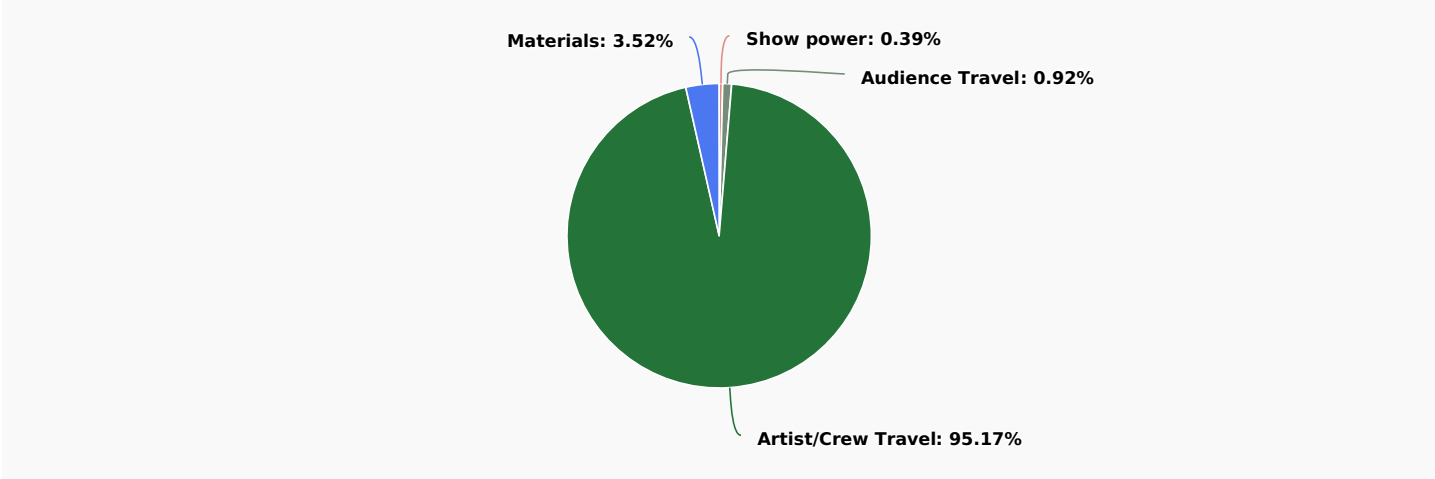


Carbon Footprint Report

Total Carbon Footprint Springs Dance Company 2023-24: 2 tonnes CO₂e



This table presents your organisation’s environmental impacts in Consumption and Carbon Dioxide Equivalent (CO₂e) terms.

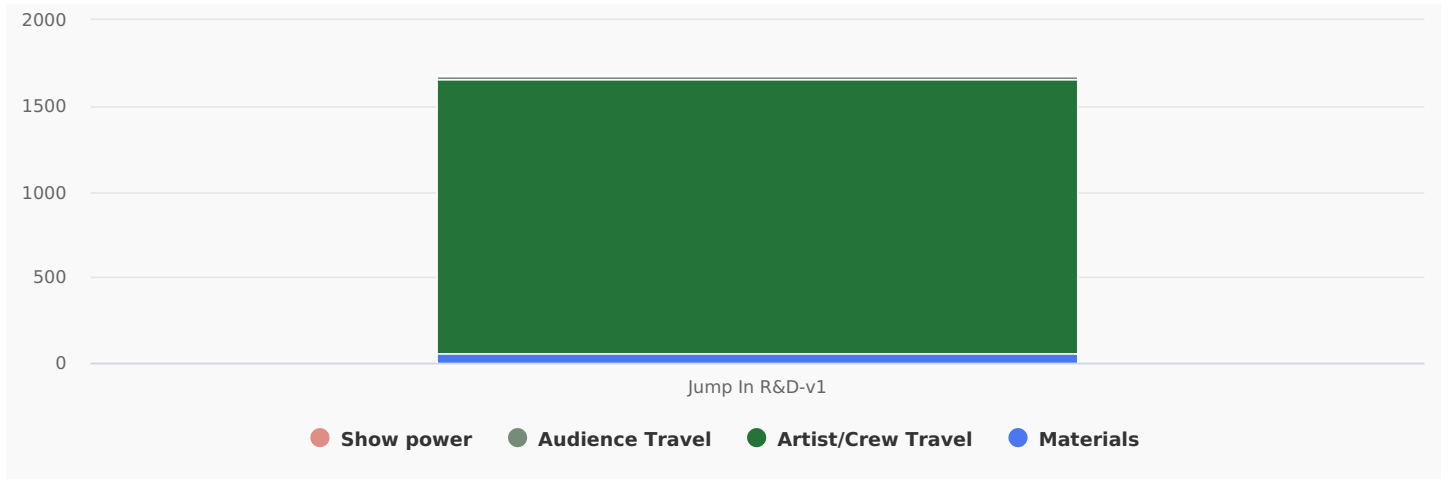
IMPACT	CONSUMPTION	CARBON
Show power	29 kWh	6 kg CO ₂ e
Audience Travel		16 kg CO ₂ e
Artist/Crew Travel	11,758 km	2 tonnes CO ₂ e
Materials	10 kg	59 kg CO ₂ e
	Emissions Total	2 tonnes CO ₂ e

This report was generated through the Julie's Bicycle CreativeCG Tools. The development of this report was funded under the EE Music project.



Emissions

2023-24



This table presents your organisation's environmental impacts in Carbon Dioxide Equivalent (CO2e).

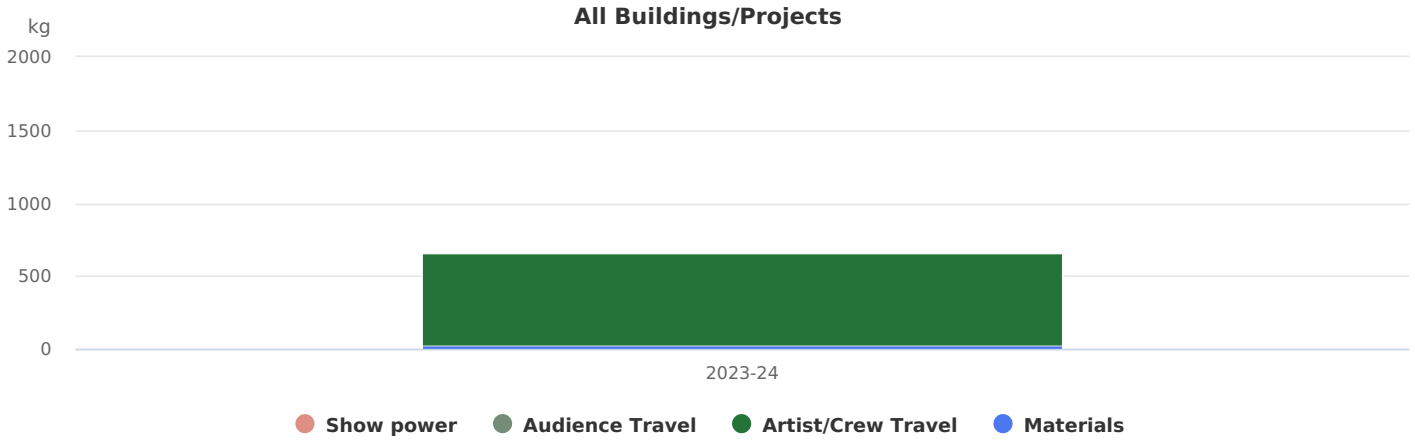
FOOTPRINT	SHOW POWER	AUDIENCE TRAVEL	ARTIST/CREW TRAVEL	FREIGHT TRAVEL	MATERIALS	TOTAL
Jump In R&D-v1	6 kg CO ₂ e	16 kg CO ₂ e	2 tonnes CO ₂ e	0 kg CO ₂ e	59 kg CO ₂ e	2 tonnes CO ₂ e

This report was generated through the Julie's Bicycle Creative [CG Tools](#). The development of this report was funded under the EE Music project.



Your emissions over time

Springs Dance Company



This table presents your organisation's environmental impacts in Carbon Dioxide Equivalent (CO₂e) year-to-year.

YEAR	SHOW POWER	AUDIENCE TRAVEL	ARTIST/CREW TRAVEL	FREIGHT TRAVEL	MATERIALS	TOTAL
2023-24	6 kg CO ₂ e	16 kg CO ₂ e	2 tonnes CO ₂ e	0 kg CO ₂ e	59 kg CO ₂ e	2 tonnes CO ₂ e

This report was generated through the Julie's Bicycle Creative [CG Tools](#). The development of this report was funded under the EE Music project.

